



NETGEAR
INSIGHT
WiFi 7

Business features for higher speed, greater coverage and higher density tri-band WiFi

- Business-class WiFi based on next generation 802.11be WiFi 7 technology on 6GHz, 5GHz and 2.4GHz bands. (Backward compatible to 802.11b/g/b/n/a/ac/ax)
- Support 320MHz channelization in the 6GHz channel 160MHz and in the 5GHz channel to deliver 2.4 times the throughput compared to previous generation
- Tri-band, 2.4GHz, 5.0GHz, 6.0GHz, 6 streams of data for an aggregate throughput of up to 9.4Gbps
- Instant WiFi Mesh forming wireless backhaul with other Pro WiFi Insight managed access points to form a WiFi mesh network
- 100% more throughput in 2-stream 5.0GHz band compared to previous generation
- Enterprise security and Enhanced Open security, such as WPA3, WPA2 Enterprise, WPA3 Enterprise, 8x SSID, Dynamic VLAN and VLAN
- Basic Service Set Coloring (BSS Coloring) enabling significant improvement in radio frequency channel efficiency and reduction of interference
- Orthogonal Frequency Division Multiple Access (OFDMA) allowing simultaneous services to multiple devices in the same channel thus improving bandwidth efficiency and reducing latency
- 2.5G/Multi-Gigabit PoE+ (802.3at) Ethernet port, compatible with 100M/1G/2.5G connections. Best supported by NETGEAR [MS510TXUP](#), [MS324TXUP](#), [MS108TUP](#), and other Multi-Gigabit Ethernet switches
- Multi-Link Operation (MLO) brings significant improvements in throughput, latency, and reliability by aggregating multiple channels across different frequency bands into a single connection.
- Preamble puncturing reduces signal interference, which allows WiFi devices to use part of different channels to transmit data, significantly reducing signal congestion.
- Remote management and monitoring from NETGEAR Insight app or Cloud portal for unrivaled management experience of your wireless network.
- Quick installation and setup through NETGEAR Insight app or Cloud portal. No additional hardware needed.
- Limited Lifetime warranty. See terms and conditions for details.
- Optional support tiers to match your operational needs.

Advanced WiFi for Advanced Business

The WBE718 expands the NETGEAR Insight Cloud Access Point products to offer a next generation tri-band access point that includes a new and ultra wide, ultra fast WiFi frequency band. The WBE718 is a 2.4GHz, 5GHz and 6GHz tri-band design delivering upto 9.4Gbps total WiFi throughput, supported by a 2.5G Power-over-Ethernet port, and industry leader of technology innovation and performance in its product class.

The WBE718 enables industry's next generation WiFi standard, WiFi 7 operating on 6GHz band in addition to 2.4GHz and 5GHz, delivering unprecedented data throughput speed and available channels for WiFi connectivity with smartphones, IoT devices, and computers.

The newly expanded 6GHz band provides up to 2.4 times more channels for WiFi communication, enabling the WBE718 to deliver faster speed, handling more client devices in a significantly less congested environment.

WiFi 6 operates in 2.5GHz and 5GHz, with 160MHz channelization in the 5GHz band. By contrast, WiFi 7 operates in 2.4GHz, 5GHz, and 6GHz bands, with 320MHz channelization in the 6GHz band. By enabling the 320MHz channels, the WBE718 delivers up to twice the speed in the 5GHz band than WiFi 6 access points.

The WBE718 is ideal in high density client device environments such as schools, hotels, restaurants and conference centers, and provides enterprise-grade WiFi network security.

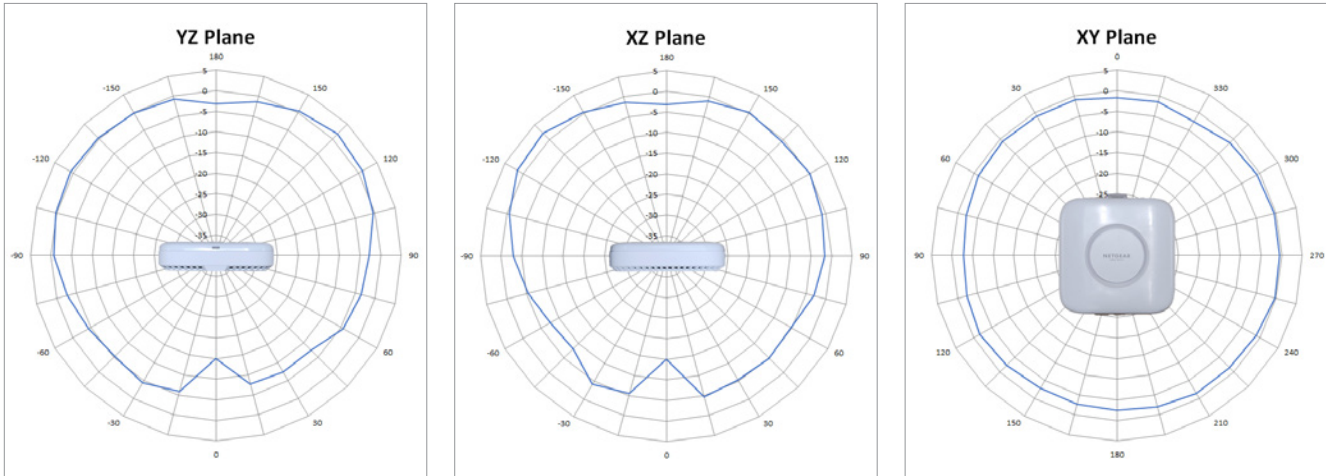
Equipped with the latest WiFi 7 (802.11be) technology, including features such as Multi-Link Operation (MLO), 4K QAM, and 320 MHz channel width operation in the 6 GHz band, the WBE718 not only offers increased speeds, coverage, and capacity but also ensures that you are equipped with high-performance WiFi ready for the future. Experience enhanced reliability as you connect more devices to your business network without any slowdowns or coverage gaps.

Together with Insight Cloud Management, the WBE718 facilitates effortless network management for businesses, even without IT expertise, ensuring a robust WiFi connection that keeps every customer satisfied. This WiFi 7 access point works seamlessly with your current NETGEAR Insight managed switches, Pro Routers, and previous generation WiFi devices access points of WiFi 5, WiFi 6 and WiFi 6E. Enjoy a 4-Year Insight subscription included with the WBE718.

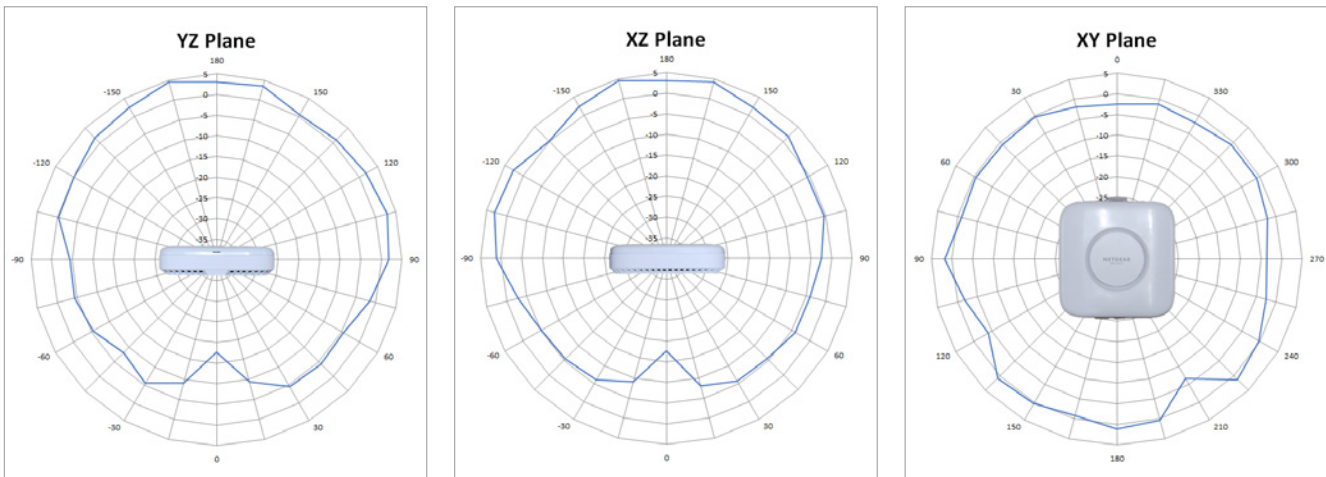


Radio Patterns for WBE718

Radio Pattern for 2.4GHz

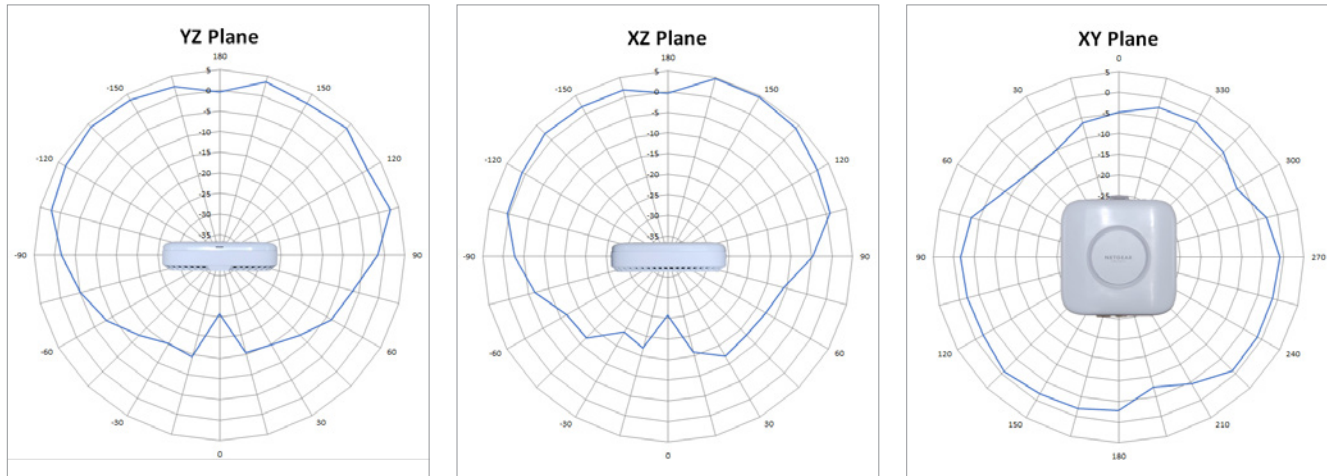


Radio Pattern for 5GHz



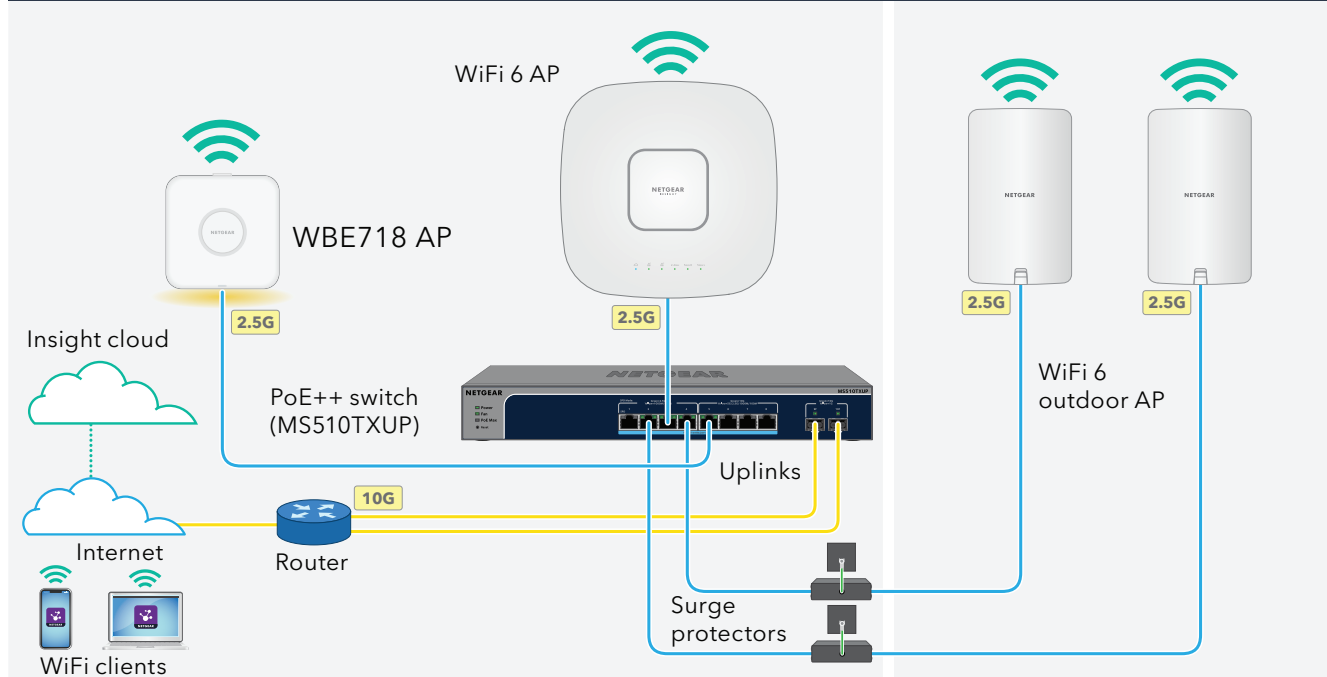
Radio Patterns for WBE718

Radio Pattern for 6GHz



Example Application

WBE718 Deployment Scenario



Simply activate NETGEAR Insight Cloud management to manage your network. Anytime. Anywhere.

Activating NETGEAR Insight Cloud management enables users to experience simpler configuration and deployment from anywhere using the NETGEAR Insight app from mobile devices or the Insight Cloud portal from any device with a web browser.

Unique advanced management features of these Insight managed devices include:

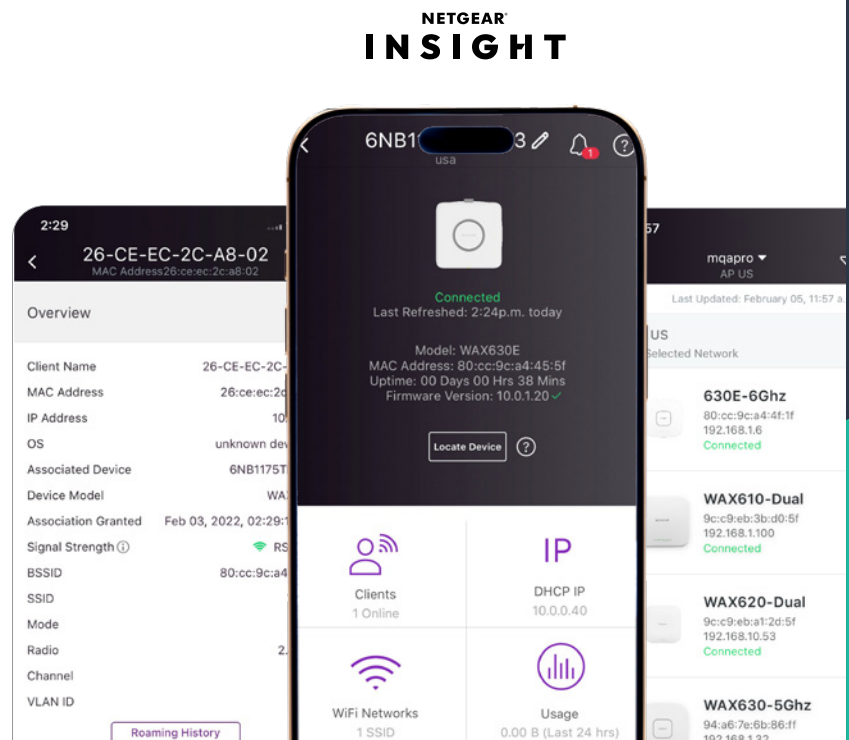
- Remote monitoring and management with performance dashboards and troubleshooting features including remote reboot, port and PoE advanced configuration including remote enable/disable/power-cycle, PoE scheduling, and firmware updates with auto-schedule mode
- Single pane-of-glass multi-device, multi-network, and multi-site remote monitoring and notifications with the NETGEAR Insight app
- Full-fledged local or remote access for configuration, management, and monitoring on a larger display using your tablet, laptop, or desktop computer through the NETGEAR Insight Cloud portal
- Configurable in-app and email alerts and notifications
- Auto-join and configure (zero-touch provisioning) for additional Insight managed devices added to the network
- Centralized network configuration (policies) across Insight managed switches, and access points for VLANs, ACLs, QoS, LAGs, etc.
- Cloud-based network administration, monitoring, and firmware management

For more information about NETGEAR Insight-manageable device settings, please see at:
www.netgear.com/support/product/Insight.aspx

TOTAL NETWORK SOLUTION

As a part of NETGEAR's Total Network Solution, this product is compatible with a wide range of routers, access points and switches that can be remotely managed through the Insight Remote Cloud Management platform.

Find out more:
www.netgear.com/total



Technical Specifications

Product Comparison	WBE718
WiFi Standards	6GHz: 802.11ax/be 5GHz: 802.11a/n/ac/ax/be 2.4GHz: 802.11b/g/n/ax/be
Wireless Mode (Transmit x Receive)	2x2 in 6.0GHz 2x2 in 5.0GHz 2x2 in 2.4GHz
Channelization	6GHz: 20/40/80/160/320MHz 5GHz: 20/40/80/160MHz 2.4GHz: 20/40MHz
OFDM/OFDMA	OFDM and OFDMA
BSS Coloring	Yes
Bidirectional MU-MIMO	37 per group
Target Wake Time (TWT)	Yes
Maximum Wireless Theoretical Throughput	9.4Gbps
Maximum Wireless Theoretical Throughput per Band	6GHz: 5,765Mbps 5GHz: 2,882Mbps 2.4GHz: 688Mbps
Antenna Gain	Internal 3.45/5.39/5.49 dBi (2.4GHz/5GHz/6GHz)
Power over Ethernet (PoE)	802.3at
PoE Power Consumption	25W
Centralized Management	NETGEAR Insight Cloud. 4-years of Insight included
Secure Socket Layer (SSL)	Yes
Wireless Distribution System(WDS)	
Repeater	Yes
Bridge Point-to-point/Multi-point	Yes
Simultaneous Bridge and Wireless Client Association	Yes
Security	
WiFi Protected Access (WPA2 WPA3), 802.11i	Yes
MAC address filtering with access control	Yes
802.1x RADIUS support with EAP TLS, TTLS, PEAP	Yes
Neighbor AP detection	Yes
Block SSID Broadcast	Yes
VLAN Support	Yes
Guest Network/Captive Portal	Yes
Bandwidth management	Yes
Link Layer Discovery Protocol	Yes
Bandsteering	Yes

WBE718 | Datasheet

Insight Managable WiFi 7 Access Point

WiFi Protected Access® (WPA2, WPA3)	Yes
WPA2 and WPA3 Enterprise	Yes
Security	
Wireless access control to identify authorized wireless network devices	Yes
MAC address authentication	Yes
Access Control List (ACL)	Yes
Instant WiFi Mesh	
Wireless backhaul to form Mesh Network	Yes
Standards	
IEEE 802.11be WiFi 7 standard	Yes
WMM Wireless Multimedia Prioritization	Yes
WDS Wireless Distribution System	Yes
Power over Ethernet (PoE) IEEE 802.3af	Yes, max throughput will reduce by 50% on 2.4GHz, 25% on 5GHz and No 6GHz
Power over Ethernet (PoE) IEEE 802.3bt	Yes
Physical Specifications	
Dimensions W x D x H	157 x 157 x 40 mm (6.2 X 6.2 X 1.6 in)
Weight	0.69 kg (2.09 lb)
Environmental Specifications	
Operating temperature	0° to 40°C (32° to 104°F)
Physical Interfaces	
Interface	One 2.5G /Multi-Gigabit PoE+ port (IEEE 802.3af, IEEE802.3at and IEEE 802.3bt)
Power adapter (not included)	12V DC, 2.5A; plug is localized to country of sale
LED	Single multi color LED
Network Management	
NETGEAR Insight Cloud Management	App management for setup, monitoring and management
Advanced Wireless	
Wireless Distribution System (WDS)	Repeater mode Adjustable Transmit Power Control (TPC) Device detection Identify type of wireless clients in the network
Package Contents	
	WBE718 Insight Manageable Access Point Wall/ceiling mount kit Installation guide

WBE718 | Datasheet

Insight Managable WiFi 7 Access Point

Warranty and Support

Hardware Limited Warranty

NETGEAR Enterprise Limited Lifetime warranty*

Technical Support

Sprint support option with 24/5 Technical Support (phone, online) and Advance RMA Replacement

Overdrive support option with 24/7 Technical Support (phone, online, 2h SLA) and Next Business Day RMA Replacement
Visit <https://www.netgear.com/enterprise-support> for more information

Premium Support Service Packs

Sprint

SPR-WBE718-12
SPR-WBE718-36
SPR-WBE718-60

Drive

DRV-WBE718-12
DRV-WBE718-36
DRV-WBE718-60

Ordering Information

Europe

WBE718-100EUS

North America

WBE718-100NAS

*This product comes with a limited warranty that is valid only if purchased from a NETGEAR authorized reseller, and covers unmodified hardware, fans and internal power supplies – not software or external power supplies, and requires product registration using the Insight mobile app or Insight Cloud portal within 90 days of purchase; see <https://www.netgear.com/about/warranty> for details. Intended for indoor use only.

**The NETGEAR OnCall 24x7 contract provides unlimited phone, chat and email technical support for your networking product.

NETGEAR and the NETGEAR logo are trademarks and/or registered trademarks of NETGEAR, Inc. and/or its subsidiaries in the United States and/or other countries. Other brand names mentioned herein are for identification purposes only and may be trademarks of their respective holder(s). Information is subject to change without notice. © 2025 NETGEAR, Inc. All rights reserved.